



## bellavista 1000

Efficient, lung-protective ventilation

# The versatile solution for ventilating patients.

The **bellavista 1000 ventilator** combines state-of-the-art ventilation technology with an innovative user-control concept. Use it for universal applications from neonatal to adult ventilation and coping with daily challenges in an **intensive care** unit, an **intermediate care** setting or **respiratory care** units, regardless of whether ventilation is **invasive** or **noninvasive**. The high-performance turbine drive, the compact design of bellavista and at least four hours of battery time offer important options for **in-hospital transfers**.



**OUR CUSTOMISABLE SOFTWARE PROVIDES PRACTICAL AND UNIQUE ADDED VALUE.**

## FEATURES:

- ICU ventilator with 13.3-inch touchscreen
- Care solutions for premature neonates to adults
- Adaptive Ventilation Mode
- High Flow Oxygen Therapy\*
- Expanded noninvasive functions
- Lung Recruitment Tool\*
- Battery time four hour minimum

## Ventilation features

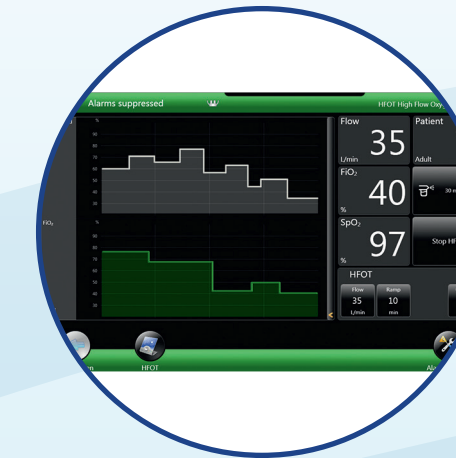
### AVM

**Adaptive Ventilation Mode (AVM)** is a smart ventilation mode that considerably reduces the number of ventilation settings required. By constantly measuring lung mechanics, AVM adapts breath by breath to the patient's needs, whether the patient is being ventilated or breathing spontaneously. AVM always calculates the optimal ventilation pattern at the lowest possible ventilation pressure and supports patients safely from intubation to extubation.



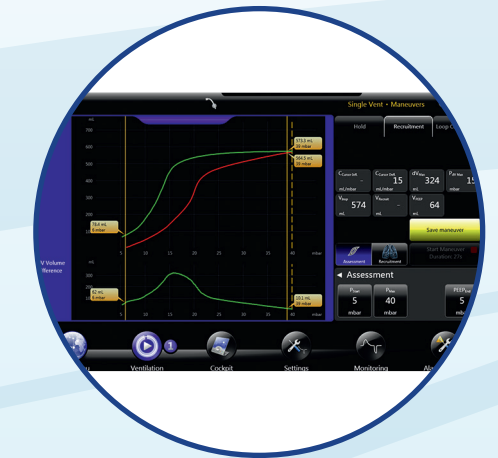
### HFOT

**High Flow Oxygen Therapy (HFOT)** is a type of therapy that is able, in combination with an actively humidified tubing system, to effectively improve the oxygenation of patients while enhancing patient comfort. This is achieved by high flow rates that build up a positive pressure in the nasopharyngeal space. In contrast to conventional, noninvasive types of ventilation, patients can drink, eat and speak while undergoing HFOT.

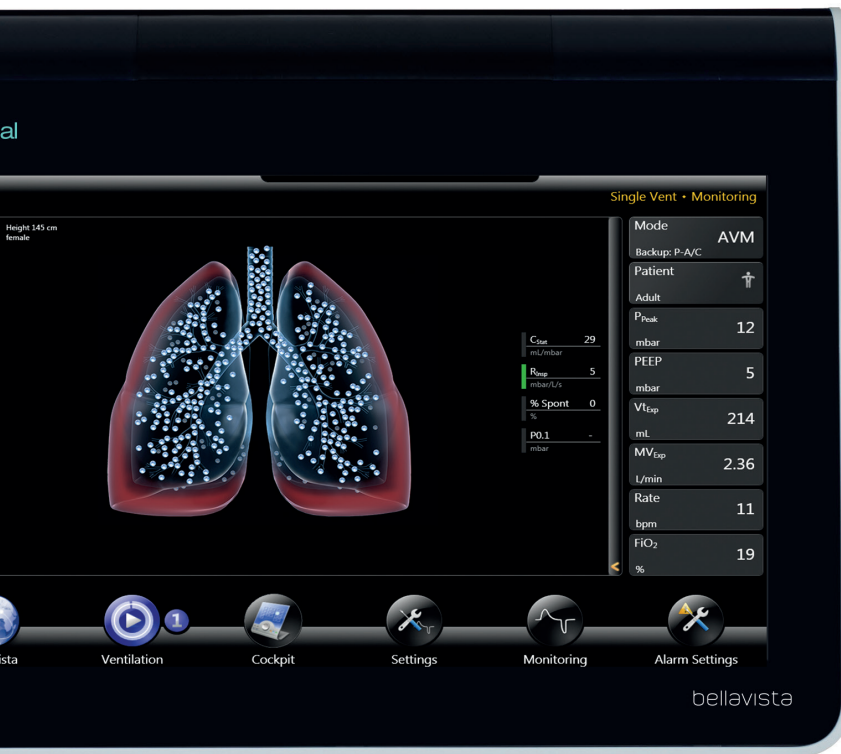


### LRT

**The Lung Recruitment Tool (LRT)** is an automated manoeuvre that provides the clinician with all the necessary information for lung recruitment in a reliable, reproducible and simple way. In a first step, measurements are taken in order to find out whether a patient's lung is recruitable. If that is the case, collapsed alveoli or lung areas can be reopened in a second step.

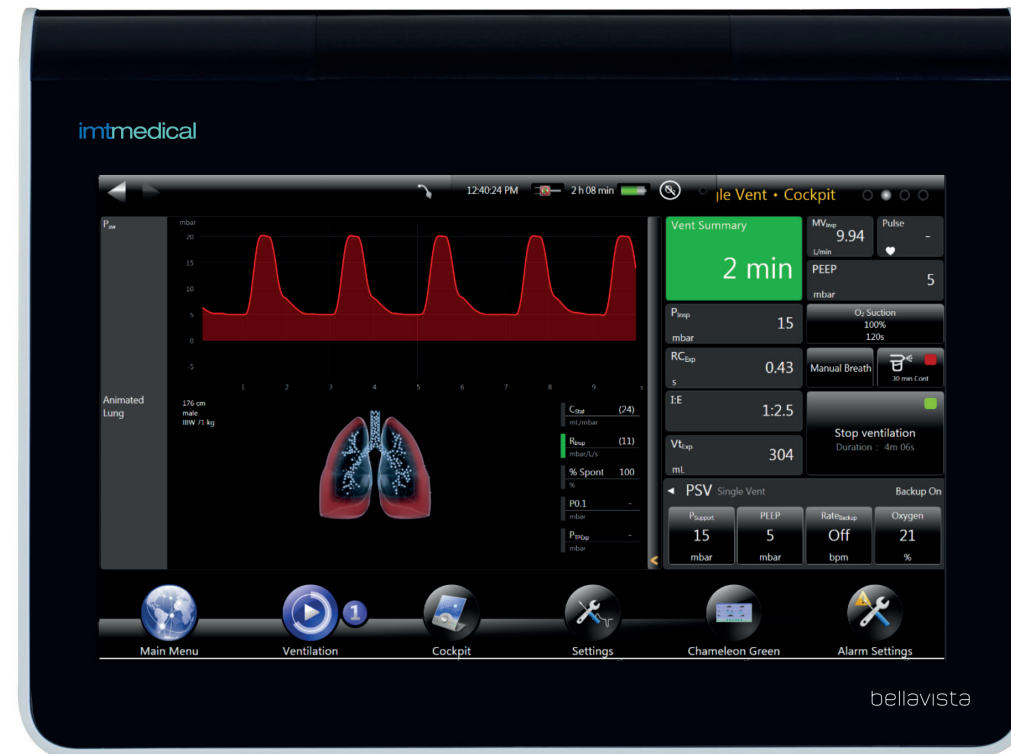


# Optimizing workflow and patient interaction



## AnimatedLung

AnimatedLung is a dynamic tool that visualises the mechanical state of a patient's lung. An easily comprehensible graphic display helps to detect at a glance any changes in lung compliance or resistance, as well as the patient's spontaneous activity.



## Advanced Synchrony

Automated tools save a clinician time and ensures optimal ventilation. We offer three automated tools to help the clinician—and patients. auto.sync relieves the patient of a fixed manual expiratory setting and optimises the synchronisation of a patient during spontaneous breathing. auto.rise adapts and optimises the pressure rise time (ramp) by performing continuous breath analysis while simultaneously avoiding pressure peaks. In addition, our fully automatic adaptive leak compensation system, auto.leak, reliably compensates for inspiratory and expiratory leaks up to 120 L/min.

# The versatile solution

“Highly configurable, easy to control, maximum comfort for the patient.”

## Customisable software

The bellavista 1000 offers additional options depending on the field of application. The Neonatal Suite is specifically geared to treating the smallest and most sensitive patients, and integrates all the extended, particularly gentle, ventilation modes.

## Accessories

bellavista ventilators offer a wide range of accessories, such as a vertically adjustable trolley or custom diagnostic packages.



# Technical specifications

Parameter	Specification
Patient types	Adult, Pediatric, Neonatal*
Areas of application	Life-sustaining ventilation, intensive care unit (ICU), intensive monitoring care (IMC), emergency room (ER), intra-hospital transfer
Ventilation modes	
• Pressure-controlled	CPAP, P-A/C, PC-SIMV, PSV, beLevel, APRV, S, S/T, T
• Volume-controlled	V-A/C, VC-SIMV, PLV (Pressure Limited Ventilation), P-AC <sub>target</sub> , PC-SIMV <sub>target</sub> , PSV <sub>target</sub>
• Flow pattern	Square, 50% decelerating, decelerating
• Adaptive mode	AVM
• Non-invasive modes	CPAP, PSV, P-A/C, PC-SIMV, beLevel, APRV, P-A/C <sub>Target</sub> , PC-SIMV <sub>Target</sub> , PSV <sub>Target</sub> , nCPAP, nIPPV
• bellavista modes	DualVent, DayNight, MaskFit
• Apnoea ventilation	P-AC, PC-SIMV, V-AC, VC-SIMV
• Backup modes	PSV, Burst backup
• Oxygen therapy	HFOT 2-80 L/min Adult/Pediatric 1-60 L/min Neonatal*
Peak inspiratory flow	0-260 L/min
Inspiratory pressure, IPAP	0-60 mbar, 0-100 mbar*
P <sub>Support</sub>	0-60 mbar, 0 - 100 mbar*
PEEP, EPAP	0-50 mbar
Tidal volume	40-2500 mL Adult/Pediatric; 2-250 mL Neonatal*
Inspiratory time	0.1-10 sec
Respiratory rate	1-100 breaths per minute Adult/Pediatric; 1-150 breaths per minute Neonatal*
I:E ratio	1:99 - 100:1
Inspiratory trigger	Flow 0.1-20 L/min, pressure 0.1-15 mbar, Off
Expiratory trigger	auto.sync, 5-90% manual
Rise time	0-2000 ms, auto.rise
Leak compensation	auto.leak, automatic inspiratory/expiratory leak compensation

Parameter	Specification
Tube compensation	ATC, in-expiratory, inspiratory
Graphs	Pressure, Flow, Volume, ATC, SpO <sub>2</sub> , etCO <sub>2</sub>
Loops	Pressure/Volume, Pressure/Flow, Flow/Volume, Volumetric CO <sub>2</sub>
Monitoring	>60 online parameters
Trending	14-day real-time trending, 1-year parameter trending
Breathing manoeuvres	Lung Recruitment Tool, Manual breath, configurable Sigh, Hold Inspiration, Hold Expiration, NIF (Negative Inspiration Force), V <sub>trapped</sub> , P0.1 (occlusion pressure), Auto-PEEP
Weaning protocol	VentSummary
Oxygen	21-100 %
Options	Neonatal Advanced, Volumetric Capnography, SpO <sub>2</sub> Plethysmography, Lung Recruitment Tool, Esophageal Pressure Monitoring, beModes, Expert Monitoring, Lung Mechanics, Expert Ventilation, Mask Fit,
Nebuliser	Internal, pneumatic
Interfaces	2 x RS 232, Ethernet, 2 x USB, nurse call, CO <sub>2</sub> , SpO <sub>2</sub> , bellavista bus
Additional pressure measurement	P <sub>Aux</sub> (internal)
Dimensions (w x h x d)	350 x 220 x 330 mm / 13.78 x 8.66 x 12.99 inch
Screen	13.3" Color Full HD, capacitive glass Touchscreen, TFT
Battery time	minimum 240 min. (internal)
Oxygen supply	0-7 bar, 21.75-101.5 psi, 0-110 L/min
Weight	12.8 kg
Power supply	100-240 VAC / 50-60 Hz, low-voltage input 24 VDC / 3.5 A

### \*Optional

Not all options are available in all countries. Please enquire at a local dealer or contact us at [www.vyaire.com](http://www.vyaire.com).


# Dimensions





#### GLOBAL HEADQUARTERS

Vyairē Medical  
26125 N. Riverwoods Blvd.  
Mettawa, IL 60045  
USA

 imtmedical ag  
Gewerbstrasse 8  
9470 Buchs,  
Switzerland

 0124

Vyairē Medical Pty Ltd  
Level 5, 7 Eden Park Drive  
Macquarie Park, NSW, 2113  
Australia

[vyaire.com](http://vyaire.com)

**For Latin America, EU, Switzerland, Saudi Arabia, Australia, Canada, South Africa and Asia Pacific distribution only.**

Trademarks are the property of their respective owners. ©2019 Vyairē Medical, Inc. or one of its affiliates. All rights reserved. Vyairē, the Vyairē Medical logo, imtmedical ag and bellavista 1000 are trademarks or registered trademarks of Vyairē Medical, Inc. or one of its affiliates. Medical devices class IIb according to Medical Devices Directive 93/42/EEC. Please read the complete Instructions For Use that come with the devices or follow the instructions on the product labelling. VYR-INT-1900232