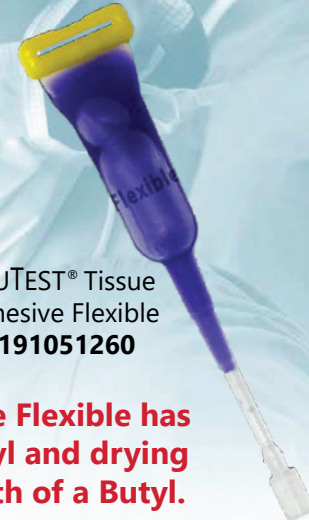


Blue

Clear

Flexible



Applicator Tip

TRUTEST® Tissue Adhesive Blue
T191050044

TRUTEST® Tissue Adhesive Clear
T191050071

TRUTEST® Tissue Adhesive Flexible
T191051260

TRUTEST® Tissue Adhesive Flexible has the flexibility of an Octyl and drying time and tensile strength of a Butyl.

TRUTEST® Tissue Adhesive Comparison

	Blue & Clear	Flexible
Composition	n-butyl 2 - cyanoacrylate	n-butyl 2 - cyanoacrylate with Plasticizers
Colour	Blue & Clear	Blue
Indications	To hold closed clean surgical incisions and cleansed trauma induced lacerations	To hold closed clean surgical incisions and cleansed trauma induced lacerations
Application	Moisture activates polymerization of adhesive	Moisture activates polymerization of adhesive
Storage Temperature	22°C	25°C

Why TRUTEST® Tissue Adhesive Flexible?

- Designed to combine flexibility, strength and quick drying times, to close and protect wounds, lacerations and surgical incisions.
- Peel strength is significantly higher than the leading competitor.
- Only one, thin layer of adhesive is needed for full strength closure.
- Flexibility of polymerized adhesive adapts well to contours of laceration or incision site, minimizing cracking.
- Polymerization starts on contact with skin or fluid. Glue does not start to polymerize in ampoule once opened, minimizing waste.
- Beveled applicator tip provides enhanced control and improved application for longer, wider incisions.

Item Number	Description	Unit of Measure
T191050044	Tissue Adhesive, TRU TEST [®] , Blue (10)	Box/10
T191050071	Tissue Adhesive, TRU TEST [®] , Clear (10)	Box/10
T191051260	Tissue Adhesive, TRU TEST [®] , Flexible, with Applicator Tip (10)	Box/10

OPEN

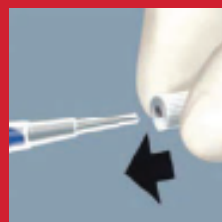


Open the package and take out the applicator tip.

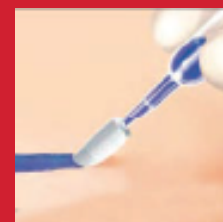
*PREPARE APPLICATOR TIP



Open the ampoule by twisting off the ribbed tip. Attach the applicator tip to opened ampoule.



APPLY



Apply the glue in a thin layer to the approximated wound edges and hold in position for 60 seconds.

The polymerization starts immediately upon contact with tissue or fluid.

Applicator tip only comes with TRUTEST**[®] Tissue Adhesive Flexible*

Key Features:

- Flexibility of an Octyl and strength of a Butyl
- TRU**TEST**[®] Tissue Adhesive Flexible provides a microbial barrier for 7 days, with intact adhesive film
- 1 TRU**TEST**[®] Tissue Adhesive Flexible vial closes 25 linear centimeters
- Precision applicator with optional beveled tip for longer, wider applications
- * More than 1200 publications cite n-butyl 2 - cyanoacrylate tissue adhesive

Microbial Barrier

In vitro studies have shown that TRU**TEST**[®] Tissue Adhesive Flexible acts as a barrier to microbial penetration as long as the adhesive film remains intact. The adhesive inhibits the growth of Staphylococcus aureus, Staphylococcus epidermidis, Escherichia coli, Pseudomonas aeruginosa, Enterococcus faecium, Brevundimonas dimuta and Candida albicans for up to 7 days on inoculated agar plates.

Please contact your local THS Representative for more information.
customerservice@trudellhs.com 1-800-265-5494